


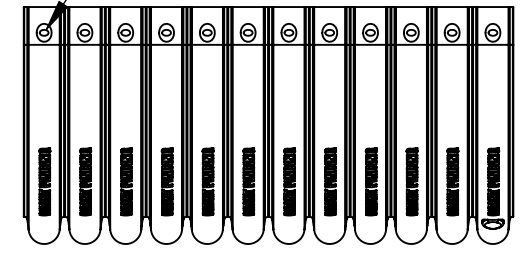
8 7 6 5 4 3 2 1

REVISIONS		
REV.	DESCRIPTION	DATE
A	INCREASE SIZE, CHANGE DIMPLES, MODIFY FLARE, ADD DATE CODE AND RECYCLING SYMBOL	8-29-07
B	INCREASED FLARE, ADDED FLARE FEATURE FOR DIMPLE	10-11-07
C	TEXT AND TOLERANCING CHANGES PER MEETING	10-12-07
D	UPDATE PAIR DATA, -01 DESIGN CHANGE	05-26-08


DIMPLES APPROX. WHERE SHOWN 12 PLACES



DIMPLES APPROX. WHERE SHOWN 12 PLACES

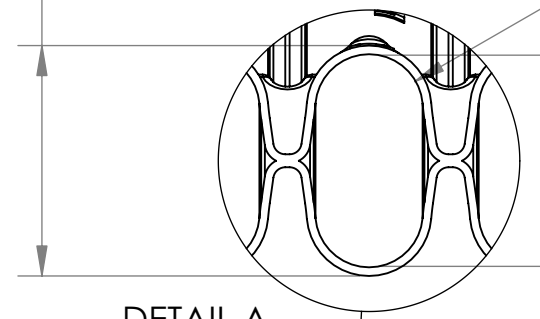


UNRELEASED



7101-01

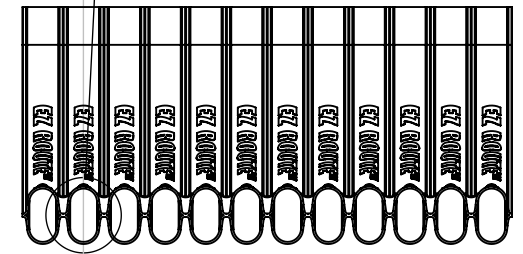
2.40^{+0.02}_{-.00}




DETAIL A
SCALE 1 : 2
12 PLACES

R.55^{+0.02}_{-.00}
2 PLACES

2.200^{+0.020}_{-.000}

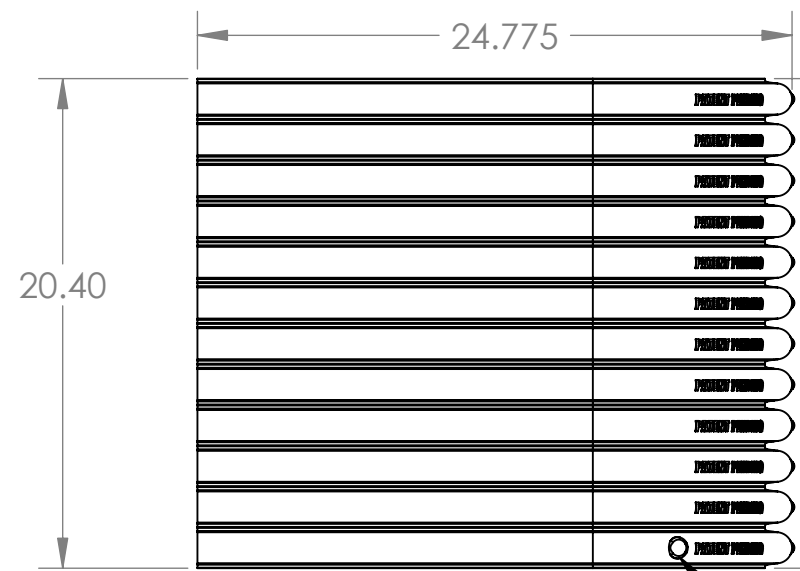


24.875^{+0.000}_{-.125}



9.875±.125

24.775



PLACE DATE CODE APPROX. WHERE SHOWN

PART NUMBER	SHEET
7101-01	1
7101-02	2
7102-03	2

20.40

20.40

- NOTES:
1. MATERIAL: HDPE
 2. COLOR: BLACK
 3. NOMINAL WALL THICKNESS .090"
 4. MINIMAL WALL THICKNESS .030" (LOCALIZED)
 5. SURFACE FINISH: MAIN BODY TO HAVE SANDBLAST FINISH
 6. BREAK ALL BURRS AND SHARP EDGES
 7. EMBOSHING HEIGHT: .01 INCHES
 8. PLACE ALL EMBOSS TEXT APPROXIMATELY WHERE SHOWN
 9. ALL EMBOSHING TEXT TO BE SPI #C3 SURFACE FINISH
 10. CRITICAL DIMENSIONS ARE CIRCLED
 11. ALL PART FEATURES NOT DIMENSIONED, REFER TO CAD MODEL.

PROPRIETARY AND CONFIDENTIAL
THE INFORMATION CONTAINED IN THIS DRAWING IS THE SOLE PROPERTY OF GREG CAREW. ANY REPRODUCTION IN PART OR AS A WHOLE WITHOUT THE WRITTEN PERMISSION OF GREG CAREW IS PROHIBITED.

UNLESS OTHERWISE SPECIFIED:		TITLE:	
DIMENSIONS ARE IN INCHES		EZ ROUTE, BASE	
TOLERANCES:		SIZE	DWG. NO.
FRACTIONAL ±		B	7101-XX
ANGULAR: ±1°		REV	D
TWO PLACE DECIMAL ±.01		SCALE: 1:8	WEIGHT:
THREE PLACE DECIMAL ±.005		SHEET 1 OF 2	
DO NOT SCALE DRAWING			

8 7 6 5 4 3 2 1